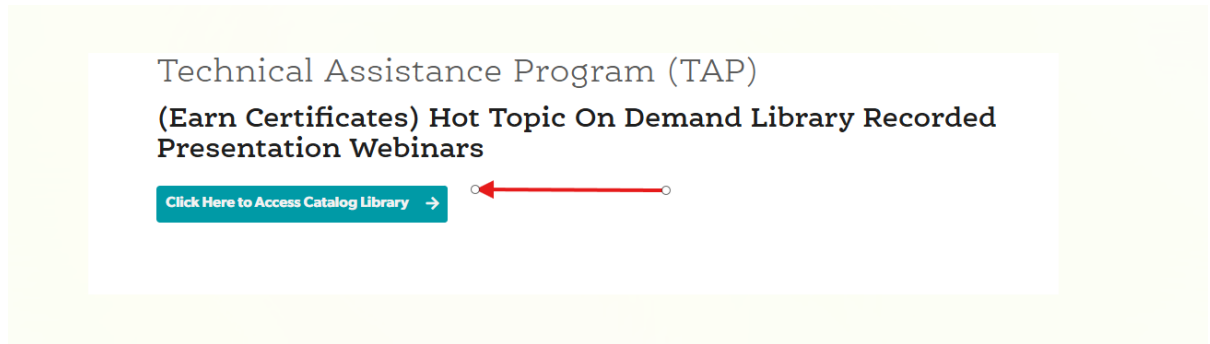



## How to Create a Canvas Account

Please create a canvas account even if you already have one. It allows us to view any problems that may occur from our side. You will only need to make a login once. It helps if you print out the instructions or have them on a separate screen.

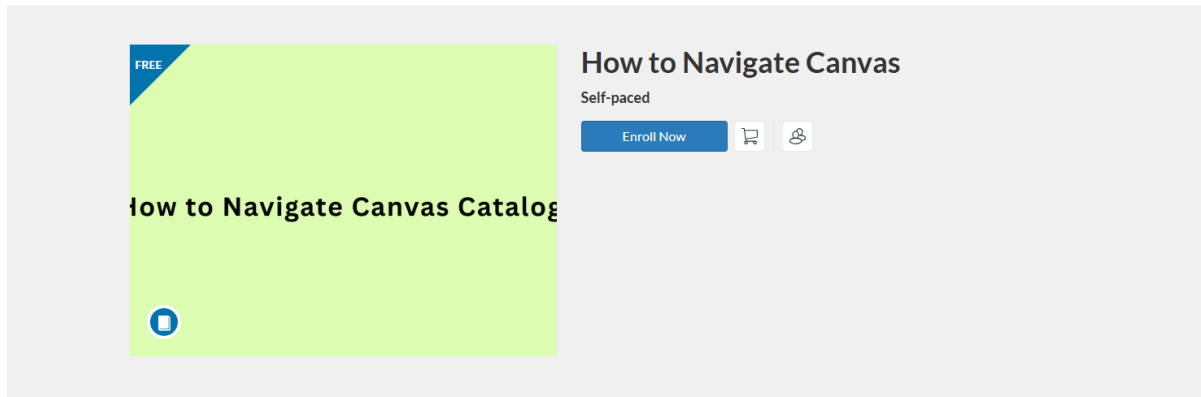
1. Click on the catalog Library:



2. Left click on listing “How to Navigate Canvas Catalog”



3. 3.Left Click on Enroll Now



How to view Canvas Catalog


4. Fill out registration. Please use a personal E-mail. The name you use to fill out registration will be the name populated on your Certificate.

Required fields are marked with an asterisk (\*).

**First Name \***


**Last Name \***


**Email \***

 **Must be a valid email address**  
Expected format: example@example.com

**Confirm Email \***

☐ I agree to the [Acceptable Use Policy](#) and acknowledge the [Privacy Policy](#). \*


☐ I'm not a robot   
reCAPTCHA  
[Privacy](#) - [Terms](#)

[Register New Account](#) 

5. Click Enroll then image 2 will appear.





## Checkout




How to Navigate Canvas Catalog

**How to Navigate Canvas**

 [Course](#)

 [View Summary](#)

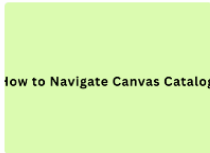
**Free**



[Cancel](#)[Enroll](#)


## You're almost done!


You have successfully enrolled in the following listing.  
Please check your email and activate your profile to complete the process.




How to Navigate Canvas Catalog

**How to Navigate Canvas**

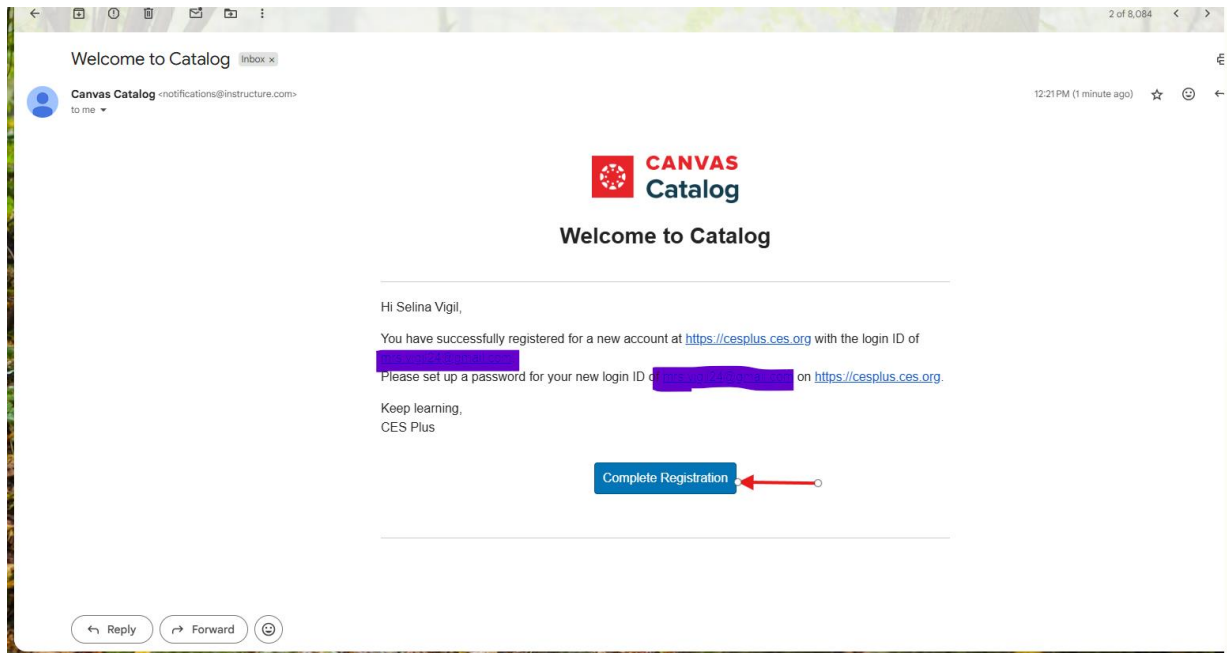
 [Course](#)

 [View Summary](#)

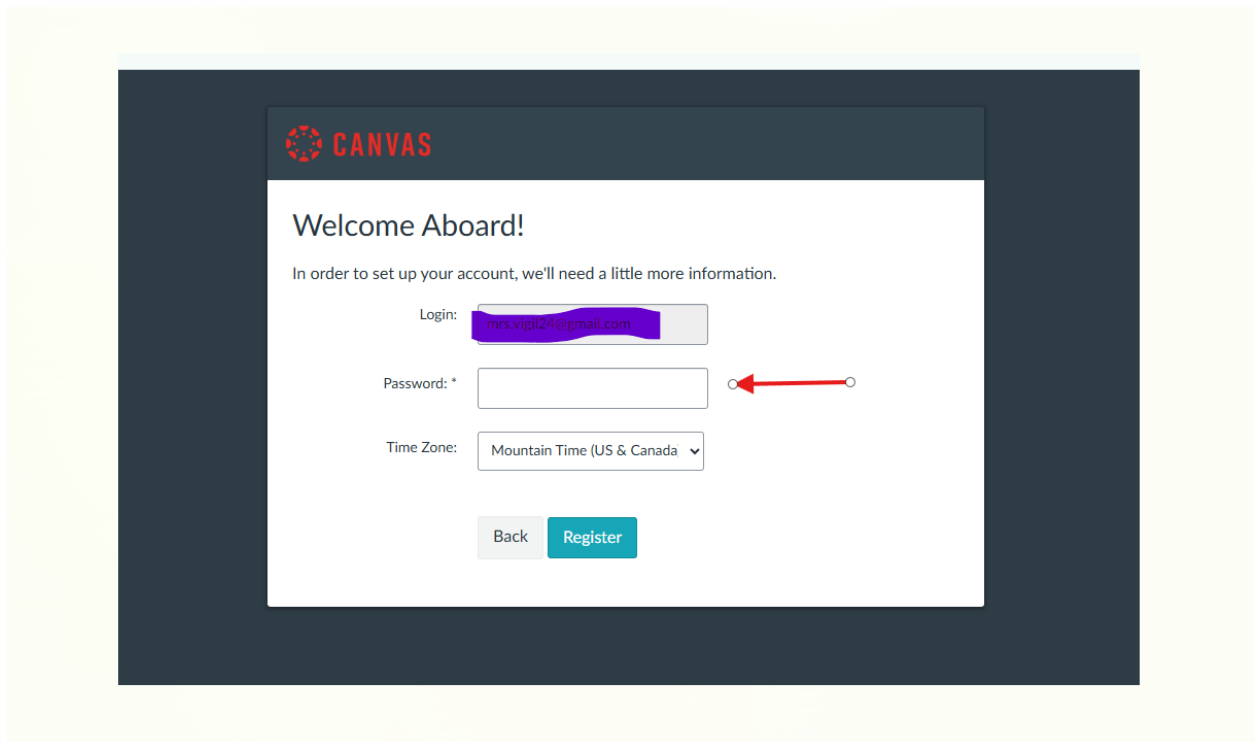
 **Enrolled**

[Go To Course](#)[Return to Catalog](#)

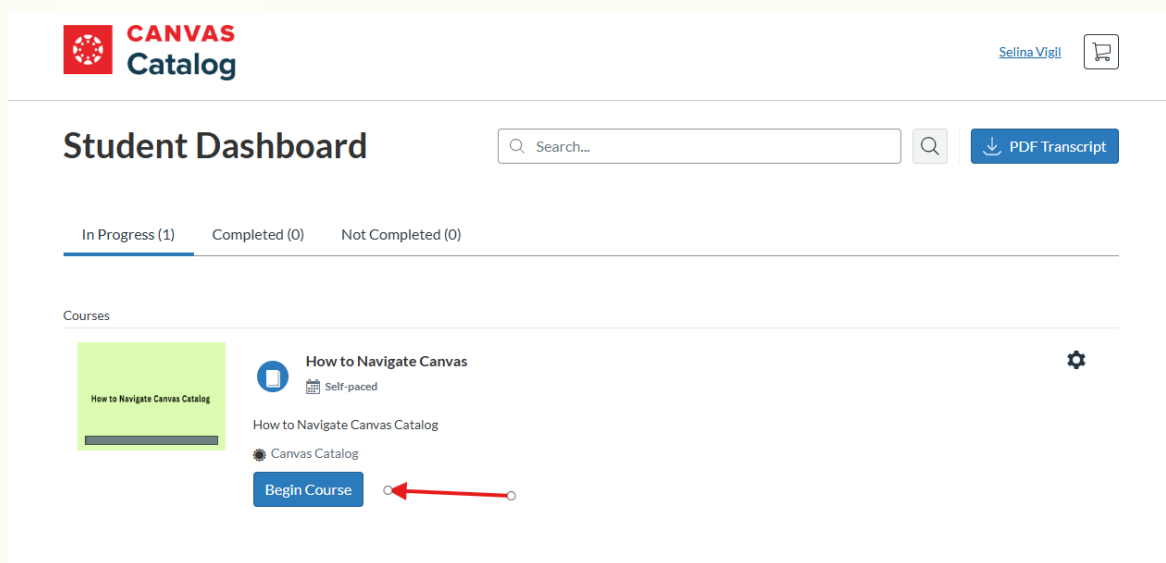
6. On another tab go to the E-mail you provided. Click on the E-mail Catalog sent you.



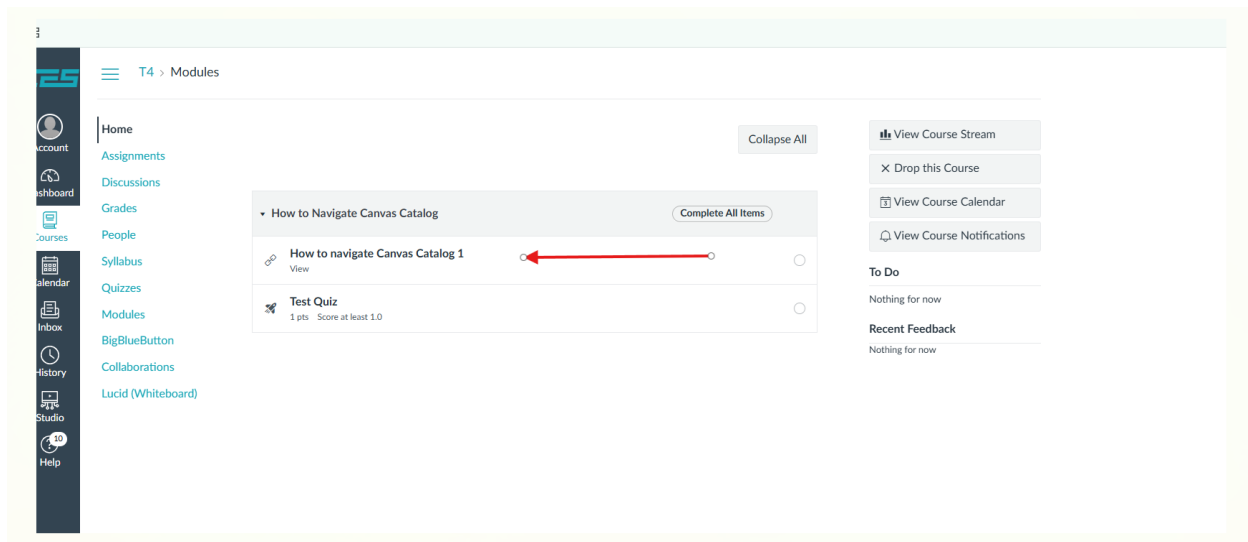
7. Click Complete Registration and create a password.



8. Click Begin Course



9. Left Click “How to Navigate Canvas Catalog 1 “



10. Click Play on the Video. The video will give instructions on how to navigate canvas and how to access your Certificate. You only have to do this page of instructions once. Next time you will click on “ Click Here to Access Catalog Library” and log in. If this process is overwhelming, please E-mail me.

Technical Assistance Program (TAP)

**(Earn Certificates) Hot Topic On Demand Library Recorded  
Presentation Webinars**

[Click Here to Access Catalog Library](#) →

